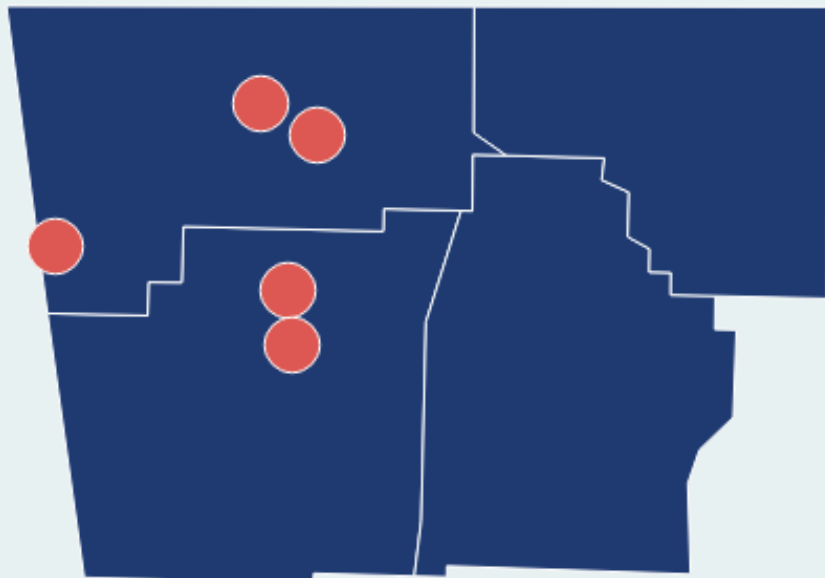


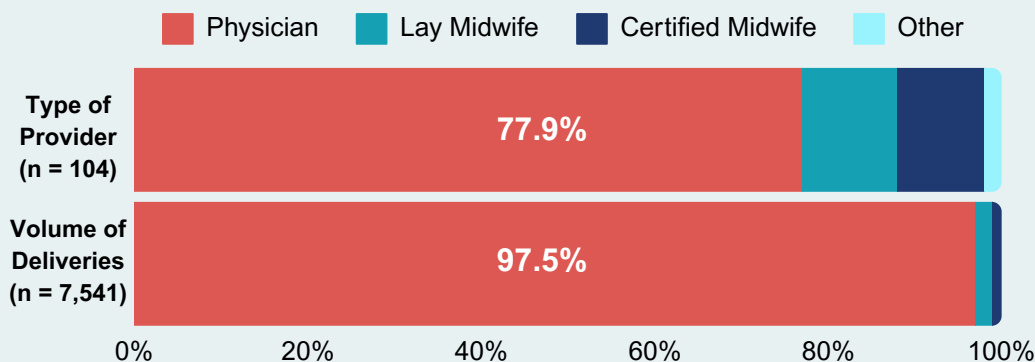
## Birthing Hospitals in Northwest Arkansas<sup>1</sup> (as of Feb. 2024)



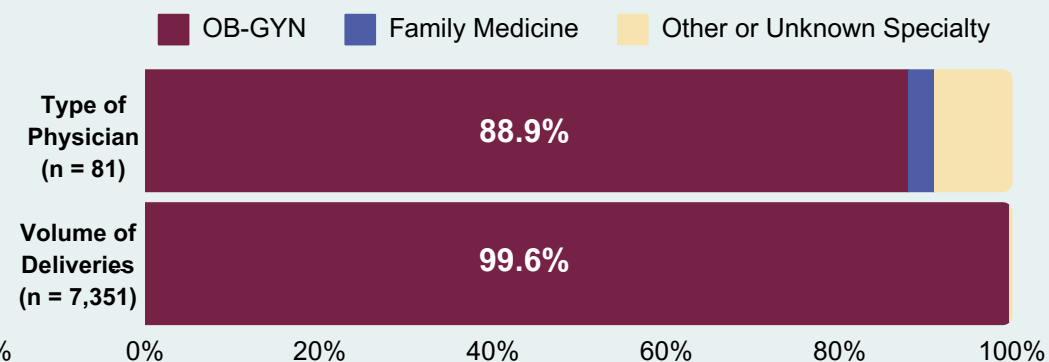
## Key Findings

- 97.5% of the 7,541 deliveries<sup>2</sup> that occurred in Northwest Arkansas in 2022 were performed by physicians.
- Lay midwives, certified midwives, and other healthcare professionals performed 2.5% of deliveries.
- Of the 104 providers delivering in Northwest Arkansas in 2022, 77.9% (n = 81) were physicians, 10.6% (n = 11) were lay midwives, 9.6% (n = 10) were certified midwives, and 1.9% (n = 2) were other healthcare professionals.
- Of the 81 physicians delivering in Northwest Arkansas in 2022, 88.9% (n = 72) were OB-GYNs, 2.5% (n = 2) were family medicine physicians, and 8.6% (n = 7) were physicians with other or unknown specialties.

## Delivering Providers<sup>3</sup> by Provider Type and Volume of Deliveries, 2022



## Delivering Physicians by Physician Type and Volume of Deliveries, 2022

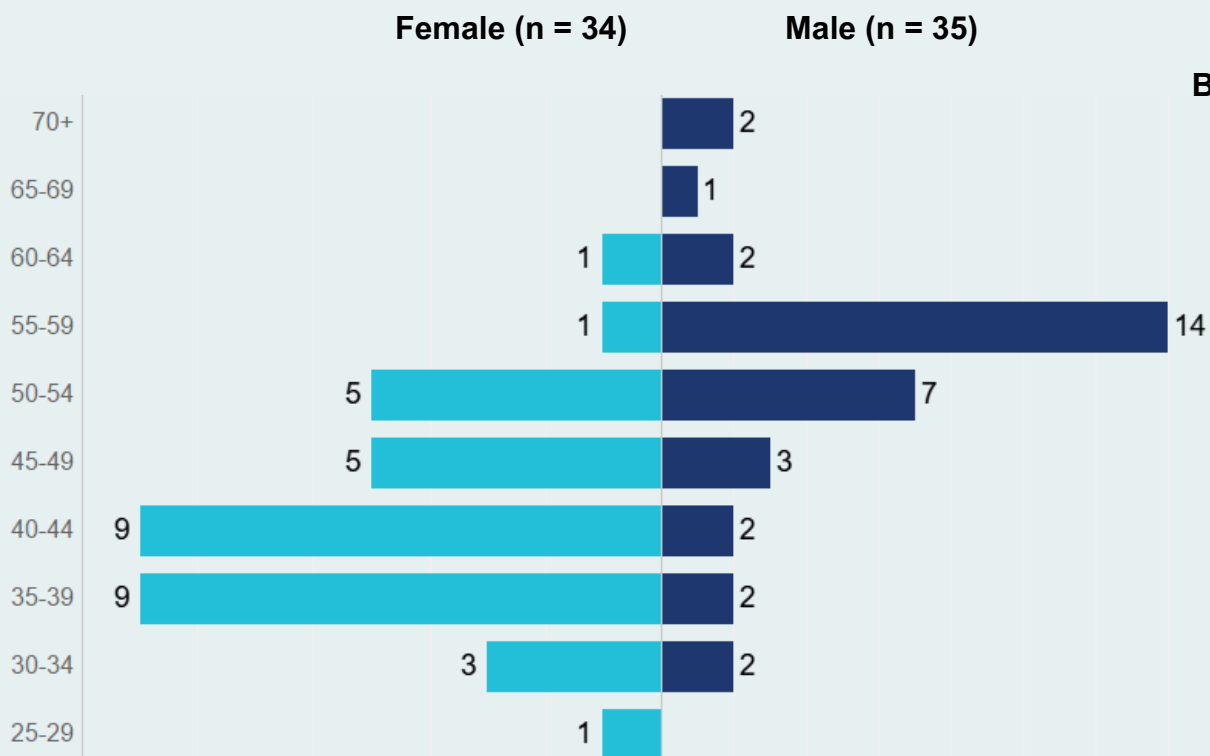


<sup>1</sup>Northwest Arkansas includes Benton, Washington, Carroll, and Madison counties.

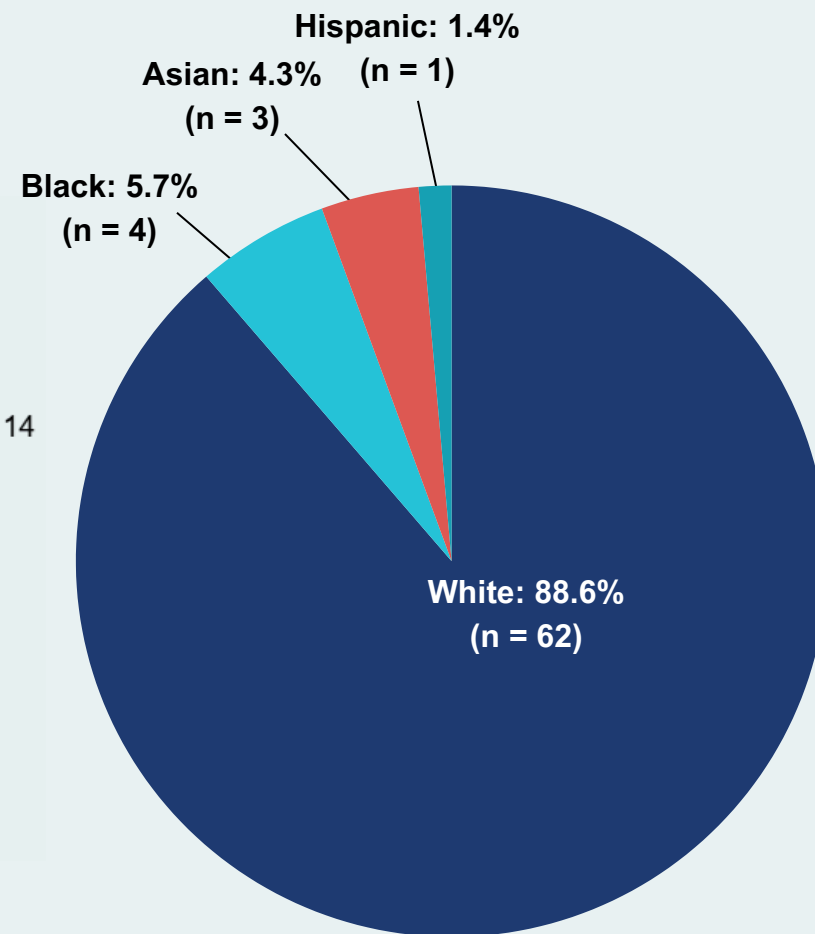
<sup>2</sup>Includes deliveries performed by providers who were identified in birth records as physicians, certified midwives, lay midwives, or other healthcare professionals. Deliveries performed by non-healthcare professionals are excluded. Twin births are represented as one delivery.

<sup>3</sup>Certified midwives includes midwives identified on birth records as "certified nurse midwives" or "certified midwives." Examples of "other" providers include EMTs and paramedics.

## Physicians<sup>1</sup> Delivering in Northwest Arkansas by Age and Sex, 2022



## Physicians Delivering in Northwest Arkansas by Race and Ethnicity, 2022



<sup>1</sup>Excludes 12 physicians for whom age information was missing and 11 physicians for whom race and ethnicity information was missing.

Sources: Birthing hospital data provided by the Arkansas Department of Health, personal communications with representatives from the University of Arkansas for Medical Sciences Northwest Regional Campus and the Arkansas Rural Health Partnership (birthing hospital map); Arkansas Department of Health birth records; Arkansas State Medical Board licensure files (physician demographics graphs); and internet search for provider specialties (type of provider and volume of deliveries graphs). Privately insured, Medicaid-covered, and self-paid deliveries are represented in the delivery data.